



### District Report Card: 2017


<b>State:</b> Gujarat	<b>District:</b> Ahmedabad
<b>Class:</b> 8	<b>Subject:</b> Mathematics
<b>Schools:</b> 51	<b>Students:</b> 1306


### Participation/Coverage


#### Students

<b>GENDER</b> 	Boys		Girls	
	Number	%	Number	%
	642	49.16	664	50.84

<b>AREA</b> 	Rural		Urban	
	Number	%	Number	%
	698	53.45	608	46.55

<b>CATEGORY</b> 	SC		ST		OBC		GEN	
	Number	%	Number	%	Number	%	Number	%
	173	13.25	32	2.45	789	60.41	312	23.89

<b>CWSN</b> 	LD	VI	HI	S&LD	ID	Oth
	20	0	0	0	1	5

<b>Management</b> 	Government		Government-aided	
	Number	%	Number	%
	1229	94.10	77	5.90

### Average Performance of Students in Mathematics (%)

Overall	Gender		Area		Management		Social Group			
	Male	Female	Rural	Urban	Govt.	Aided	SC	ST	OBC	GEN
46.16	44.84	47.44	45.91	46.45	46.37	42.77	50.60	31.04	48.56	39.19

## Performance on Learning Outcomes (LOs)

Learning Outcomes	Description	Average Performance(%)
M601	Solves problems involving large numbers by applying appropriate operations	41.32
M606	Solves problems on daily life situations involving addition and subtraction of fractions / decimals	44.39
M620	Finds out the perimeter and area of rectangular objects in the surroundings like floor of the class room, surfaces of a chalk box etc.	46.91
M621	Arranges given/collected information in the form of table, pictograph and bar graph and interprets them	48.85
M702	Interprets the division and multiplication of fractions	44.56
M705	Solves problems related to daily life situations involving rational numbers	35.07
M706	Uses exponential form of numbers to simplify problems involving multiplication and division of large numbers	47.48
M707	Adds/subtracts algebraic expressions	58.58
M710	Solves problems related to conversion of percentage to fraction and decimal and vice versa	42.29
M717	Finds out approximate area of closed shapes by using unit square grid/graph sheet	33.79
M719	Finds various representative values for simple data from her/his daily life contexts like mean, median and mode	49.11
M721	Interprets data using bar graph	58.93
M801	Generalizes properties of addition, subtraction, multiplication and division of rational numbers through patterns	29.47
M802	Finds rational numbers between two given rational numbers	51.60
M803	Proves divisibility rules of 2, 3, 4, 5, 6, 9 and 11	56.22
M804	Finds squares, cubes, square roots and cube roots of numbers using different methods	44.58
M808	Uses various algebraic identities in solving problems of daily life	56.49
M812	Verifies properties of parallelogram and establishes the relationship between them through reasoning	40.78
M818	Finds surface area and volume of cuboidal and cylindrical object	31.45
M819	Draws and interprets bar charts and pie charts	55.59

Range of Performance of Students who Answered Correctly							
Below 30%		30% - 50%		50% - 75%		Above 75%	
Number	%	Number	%	Number	%	Number	%
379	29.02	365	27.95	413	31.62	149	11.41

## Lowest Performing Learning Outcomes (LOs)

1 - Generalizes properties of addition, subtraction, multiplication and division of rational numbers through patterns (29.47)

2 - Finds surface area and volume of cuboidal and cylindrical object (31.45)

3 - Finds out approximate area of closed shapes by using unit square grid/graph sheet (33.79)

4 - Solves problems related to daily life situations involving rational numbers (35.07)

5 - Verifies properties of parallelogram and establishes the relationship between them through reasoning (40.78)